

Feelings Bingo GameInstructions:


1. Cut out the Feelings Bingo Cards x 12
2. Cut out the Bingo Counters x 12
3. Laminate all if possible so that you can reuse the Feelings Bingo Game again
4. Give each child a Feelings Bingo Card and a sharpie / felt pen
5. If you have more than 12 children duplicate the cards, but make sure you have more than one prize!
6. Talk the children through each Feeling - Showing them the counters
7. Have fun playing BINGO!!

12 x Feelings Bingo CardsFeelings bingo card - 1

Let's play feelings bingo. If you cross all your feelings shout BINGO!

Feelings bingo card - 2

Let's play feelings bingo. If you cross all your feelings shout BINGO!




Feelings bingo card - 3

Let's play feelings bingo. If you cross all your feelings shout BINGO!




Feelings bingo card - 4

Let's play feelings bingo. If you cross all your feelings shout BINGO!



Feelings bingo card - 5

Let's play feelings bingo. If you cross all your feelings shout BINGO!



Feelings bingo card - 6

Let's play feelings bingo. If you cross all your feelings shout BINGO!




Feelings bingo card - 7

Let's play feelings bingo. If you cross all your feelings shout BINGO!




Feelings bingo card - 8

Let's play feelings bingo. If you cross all your feelings shout BINGO!



Feelings bingo card - 9

Let's play feelings bingo. If you cross all your feelings shout BINGO!



Feelings bingo card - 10

Let's play feelings bingo. If you cross all your feelings shout BINGO!



Feelings bingo card - 11

Let's play feelings bingo. If you cross all your feelings shout BINGO!





Feelings bingo card - 12

Let's play feelings bingo. If you cross all your feelings shout BINGO!



Feelings Bingo Counters

